Main Features

Support POE / DC12V POWER IN(Due to adopt the POE mode, we don't provide independent power adapter ,but this IP camera support independent power adapter)
High sensitivity, High signal-to-noise,1/2.7 OV CMOS image sensor
4 PCS High power infrared LEDs
High sensitivity micron 2.0 megapixel coms
Up to 1080P(1920*1080) resolutions
Dual H.264 Stream, resolution, frame rate, bit rate adjustable
LENS: 3.6mm lens By default, Visual range 78 degrees, and you can choose 6mm and 8mm lenstoo,6mm lens:Visual range 55 degrees,8mm lens Visual range 45 degreesn
Support VLC player by RTSP,Support Global standard ONVIF
Support DDNS,P2P and three DDNS
Support Static IP and DHCP
Support Professional client, P2P client and P2P cloud service.
Support cloud storage and cloud view
Support all Phone view and record
Support the IE/Safari/firefox/Google and other browsers
Support up to 12 users browsing at the same time(Each stream supports four users)
Support remote alarm linkage, sending email, attaching picture
Build in Motion Detection , Privacy Mask , image snapshot , Title OSD
Alarm picture and record Uploaded to FTP server
Support multiple network protocol TCP/IP, HTTP, TCP, ICMP, UDP, ARP, IGMP, SMTP, FTP, DHCP, DNS, DDNS, NTP, UPNP and so on
Onvif Compliant, Support CMS2.0/Dahua/ Hikvision/ Blue Iris/ Milestone/Axxon/NUUO/ Synology system/ iSpy Software
Smart Phone Support: iPhone, Windows Mobile, BlackBerry, Symbian, Android
MAX support 9 cameras at the same time management on the browser (Please see the screenshot below)

Specifications

OS	Parameters	
kernel	System	Linux
	Processor	HI 3516C

Video	Image sensor	1/2.7 2.0 MP OV CMOS image sensor
	Video Codec	H.264 main profile and baseline
	LEN	3.6mm,other lens option
	IR LED	4 PCS IR LEDs
	IR distance	10-30M
	Support mobile phone	All phone
	P2P	PHONE,IE,P2P Client global Internet
	Video Resolution	1080P
		First stream：1920*1080
		Second stream：640x352
		Three stream：320x176
	frame rate	PAL：25fps(50HZ),NTSC:30fps(60HZ)
	Video compression	32Kbits/S~6.2Mbits/S
	Min.Lux	0Lux
Store	SD card	No
	Client/Browser	Support
Record	Client	support
	Browser	Support
	SD CARD	No
Playback	Client	support
	Browser	Support
	SD CARD	No
SD Card	No	
Audio	Audio input	Optional
	Audio output	Optional
	Audio Codec	G.726/G.711
Internet	Internet face	10Base-T/100Base-TX,
	Network Protocol	TCP/IP, HTTP, TCP, ICMP, UDP, ARP, IGMP, SMTP, FTP, DHCP, DNS, DDNS, NTP, UPNP, RTSP
	Access Protocol	ONVIF 2.3
Alarm	Motion detection	At most 4 respective regions
	Alarm linkage	Alarm picture send E-mail, alarm images upload FTP server
Snap	Time snap	Regular support capturing images to the FTP server

safe	User management	Provide three levels of rights management (admin, user, guest), support to modify login user name and password
Other	Inter Power、consumption	POE/DC12V、24W
	Working temperature	-40℃ ~ +55℃
	Working Humidity	10-95%

Other

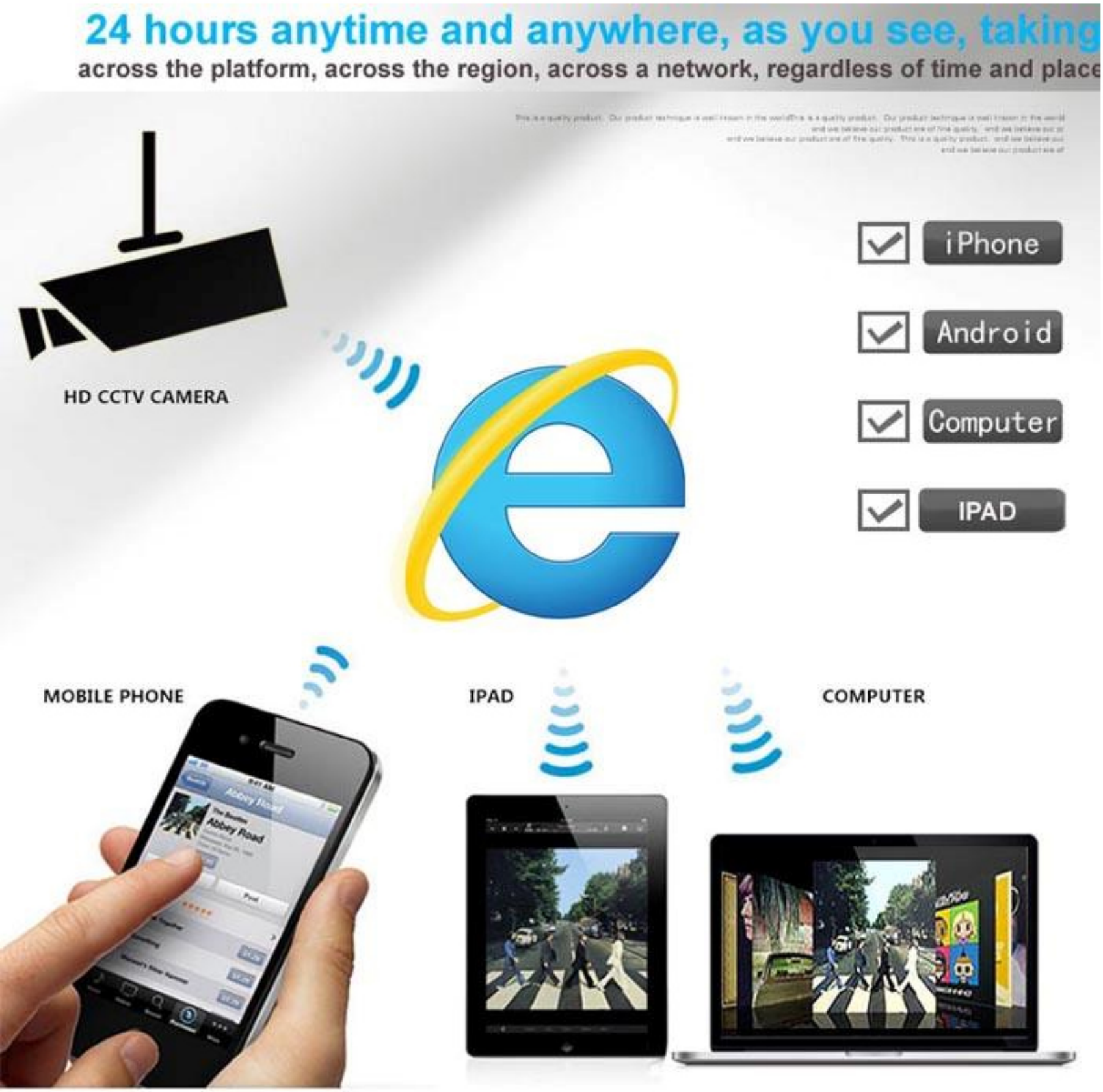
24 hours anytime and anywhere, as you see, taking
across the platform, across the region, across a network, regardless of time and place
HD CCTV CAMERA
☑ iPhone
☑ Android
☑ Computer
☑ IPAD
MOBILE PHONE
IPAD
COMPUTER

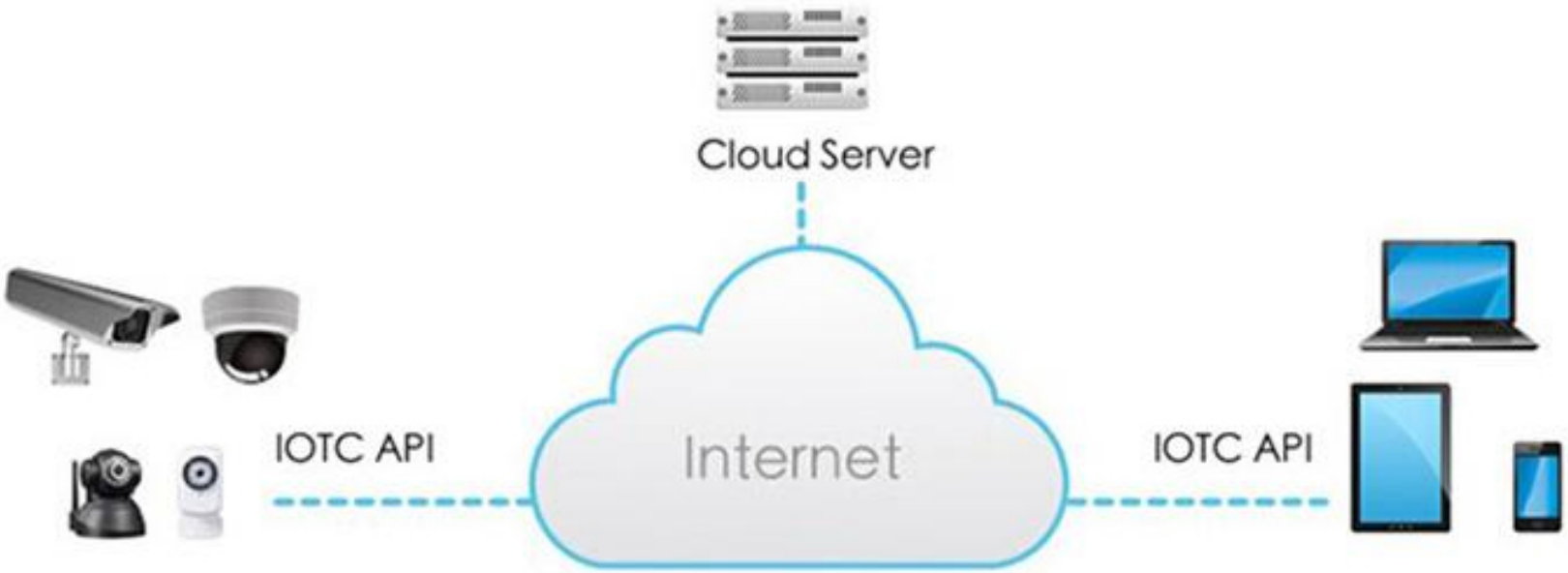
Cloud Server
IOTC API
Internet
IOTC API

P2P Connection

P2P Connection

IOTC (Internet of Things Cloud) Platform is a total solution for P2P (peer-to-peer) connection. A totally new concept in IoT connection, IOTC provides robust cross-platform connection based on P2P network connection architecture and advanced cloud computing technology via API (Application Programming Interface). Developers can utilize ready-to-use APIs to establish and develop connection between different devices and even across different operating systems.

Previously, since most network devices connections were based on Dynamic IP, DDNS (Dynamic Domain Name Service) and Port mapping were required for internet connection, an overly complicated system for non-professional users. As a result, progress in development of applications connecting to varied IP devices was severely inhibited, especially for consumer markets.

Currently, however, the IOTC Platform enables all manner of network devices, such as mobile phones, PCs, home electronic appliances, network-related facilities, smart home products, and surveillance products to easily and efficiently connect to each other, presenting an ideal solution for rapid and effective development of IoT-related products
We offer this P2P cloud services in the global , we set up P2P cloud server in Taiwan and the United States, Not only in China.

IP CAMERA
Monitor
Settings
1
view: First stream
SD card
Capture
Record

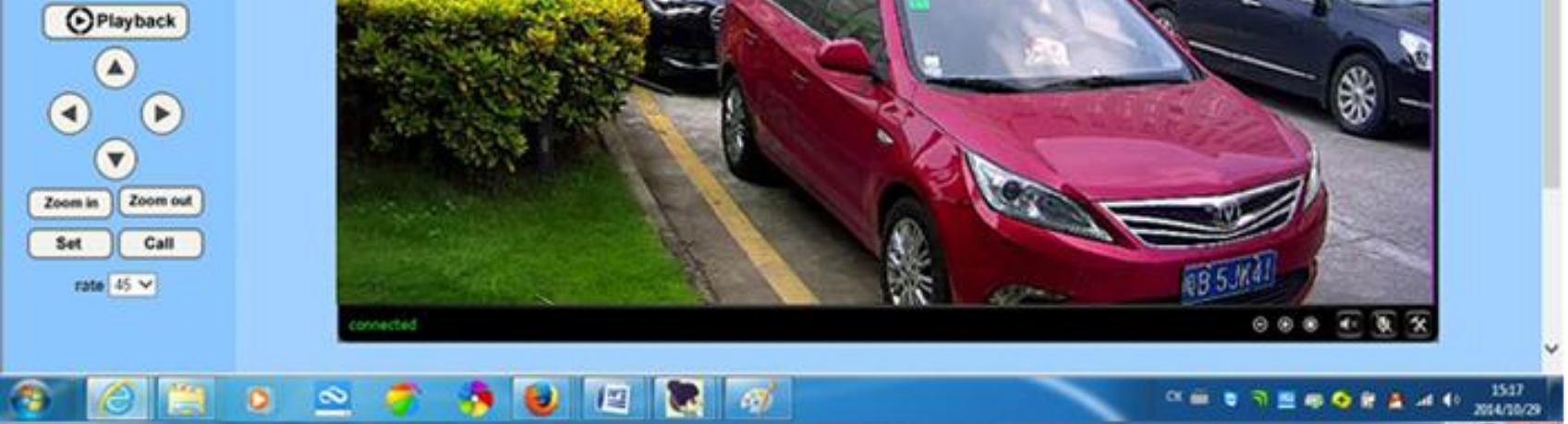
Playback
Zoom in
Zoom out
Set
Call
rate 45
connected
15:17
2014/10/29

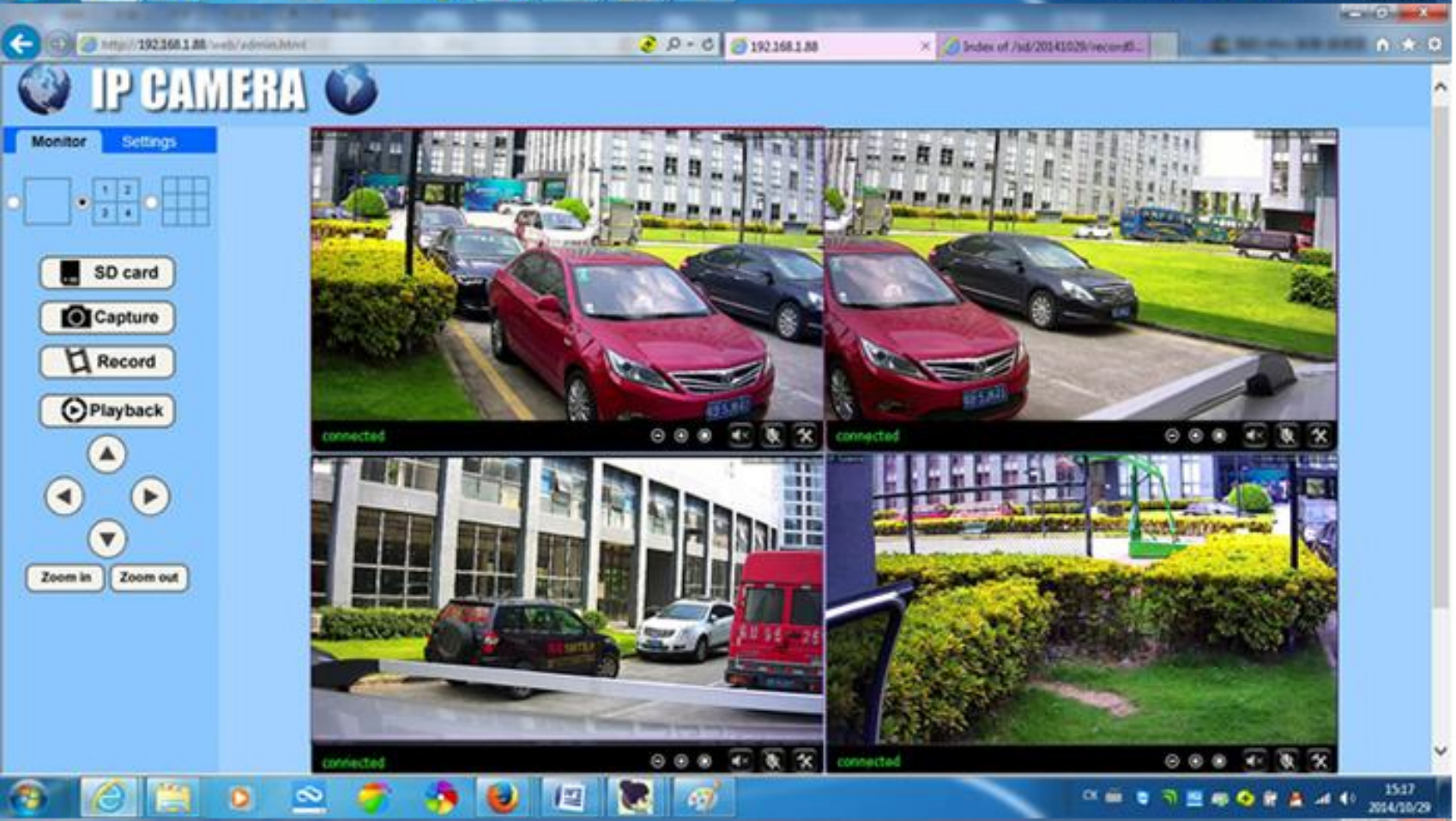
http://192.168.1.88/web/admin.html
192.168.1.88
Index of /sd/20141029/record0...
IP CAMERA
Monitor
Settings
SD card
Capture
Record
Playback
Zoom in
Zoom out
connected
connected
connected
connected
15:17
2014/10/29

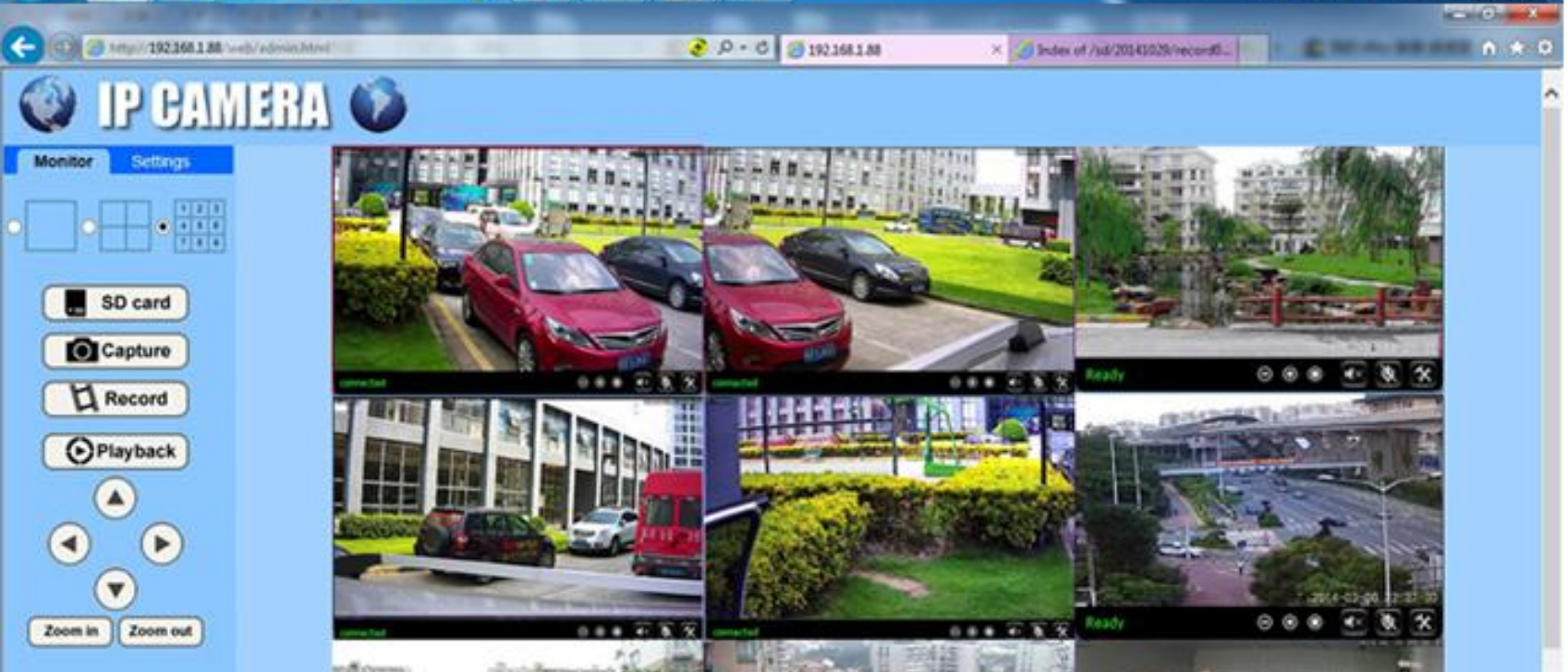
http://192.168.1.88/web/admin.html
192.168.1.88
Index of /sd/20141029/record0...
IP CAMERA
Monitor
Settings
SD card
Capture
Record
Playback
Zoom in
Zoom out
connected
connected
Ready
connected
connected
Ready

15:15
2014/10/29

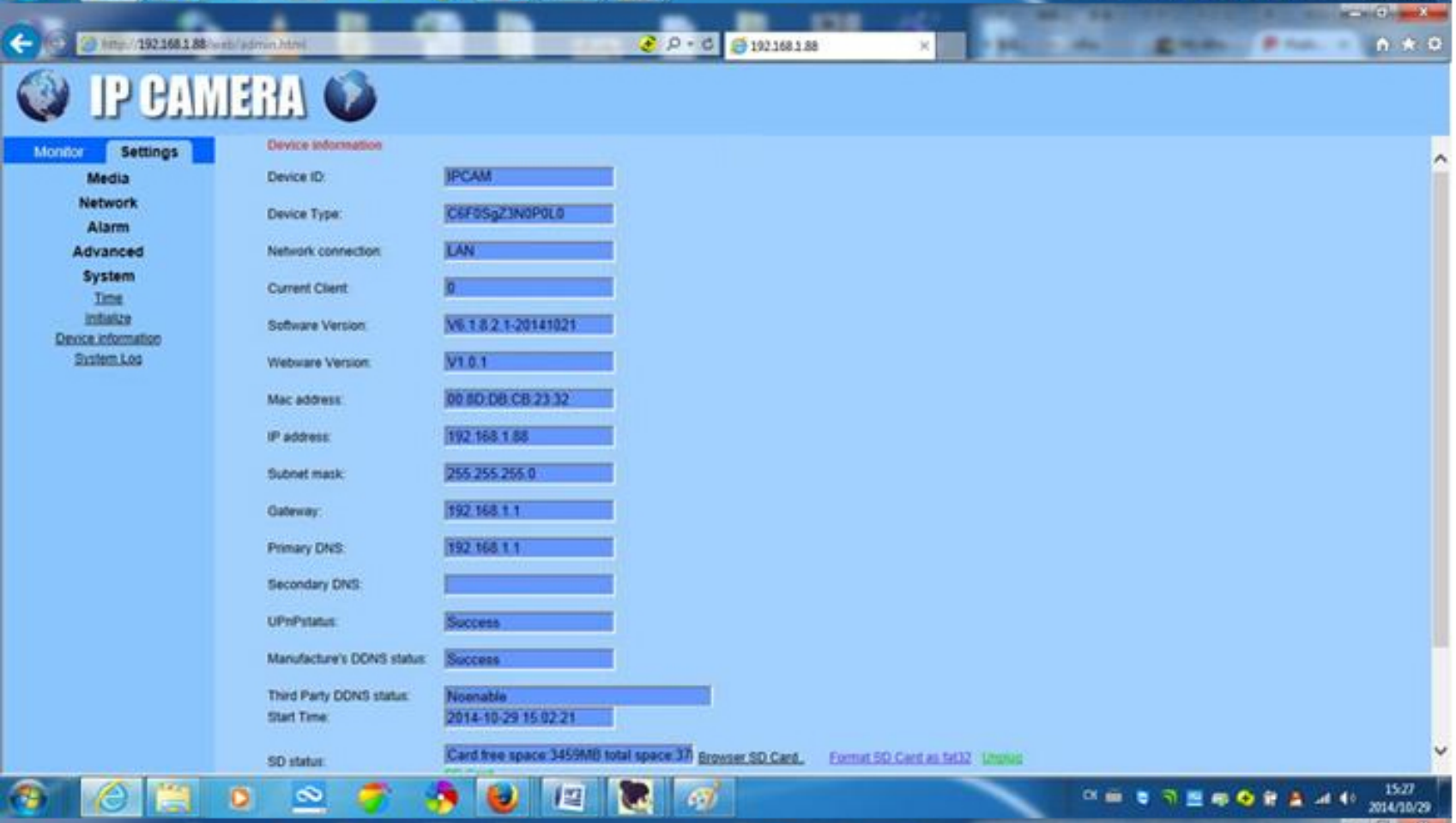
http://192.168.1.88/web/admin.html
192.168.1.88
IP CAMERA
Monitor
Settings
Media
Network
Alarm
Advanced
System
Time
Initialize
Device information
System Log
15:27
2014/10/29

Device information

Device ID: IPCAM
Device Type: C6F0SgZ3N0P0L0
Network connection: LAN
Current Client: 0
Software Version: V6.1.8.2.1-20141021
Webware Version: V1.0.1
Mac address: 00:8D:DB:CB:23:32
IP address: 192.168.1.88
Subnet mask: 255.255.255.0
Gateway: 192.168.1.1
Primary DNS: 192.168.1.1
Secondary DNS:
UPnPstatus: Success
Manufacture's DDNS status: Success
Third Party DDNS status: Noenable
Start Time: 2014-10-29 15:02:21
SD status: Card free space:3459MB total space:37

Browser SD Card.
Format SD Card as fat32
Unplug

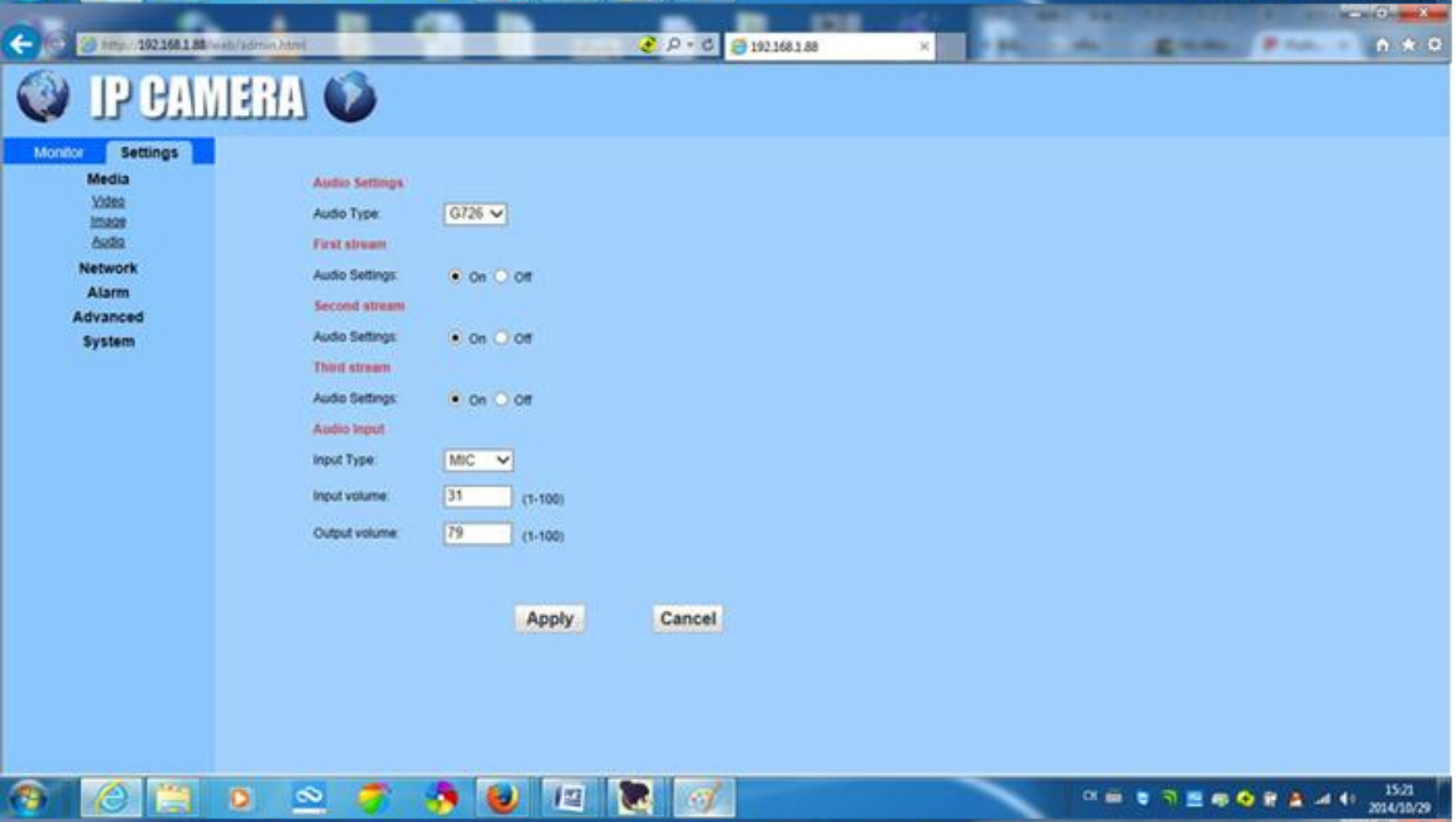
http://192.168.1.88/web/admin.html
192.168.1.88
IP CAMERA
Monitor
Settings
Media
Video
Image
Audio
Network
Alarm
Advanced
System
Apply
Cancel
15:21
2014/10/29

Audio Settings

Audio Type: G726

First stream

Audio Settings: ● On ○ Off

Second stream

Audio Settings: ● On ○ Off

Third stream

Audio Settings: ● On ○ Off

Audio Input

Input Type: MIC
Input volume: 31 (1-100)
Output volume: 79 (1-100)

http://192.168.1.88/web/admin.html
192.168.1.88
IP CAMERA
Monitor
Settings
Media

Email Setting

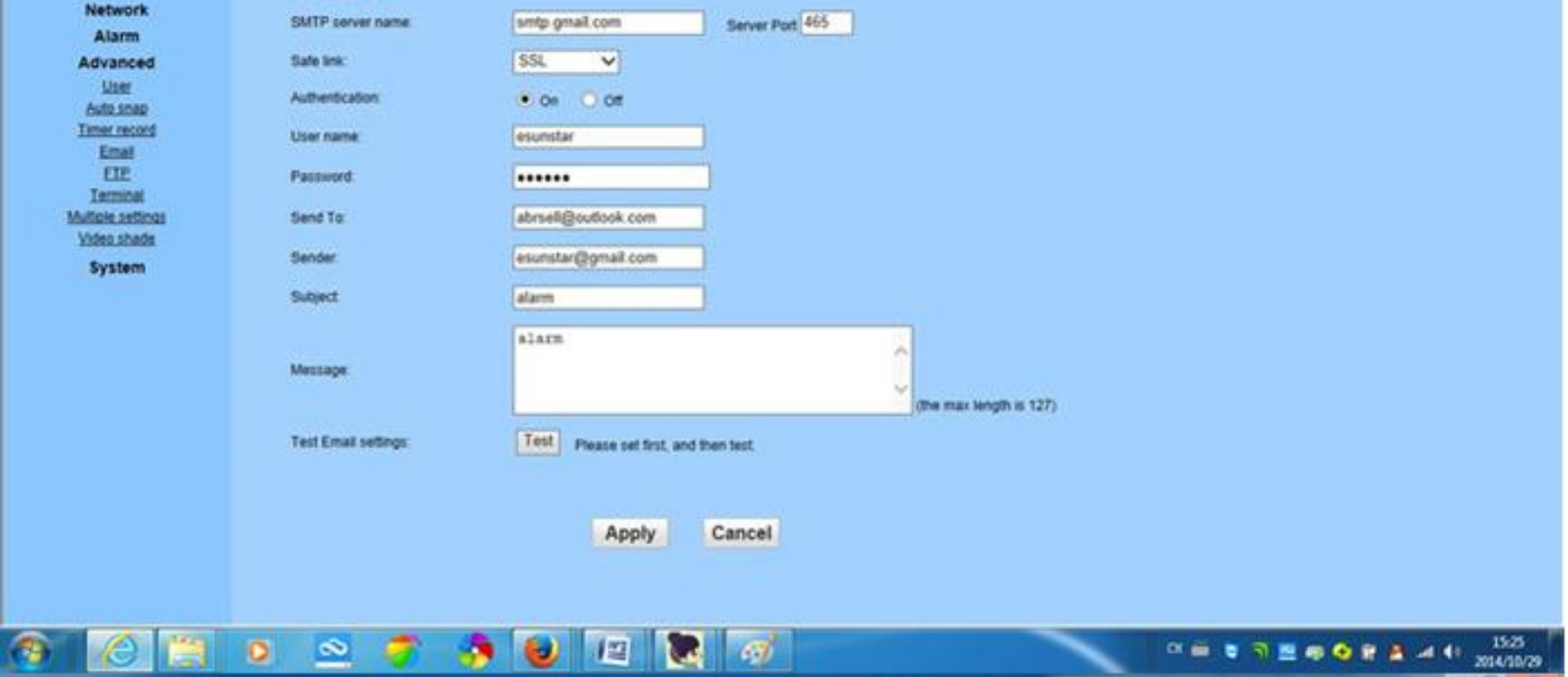
Network
Alarm
Advanced
User
Auto snap
Timer record
Email
FTP
Terminal
Multiple settings
Video shade
System
Apply
Cancel
15:25
2014/10/29

SMTP server name	smtp.gmail.com Server Port 465
Safe link	SSL
Authentication	● On ○ Off
User name	esunstar
Password	••••••
Send To	abrsell@outlook.com
Sender	esunstar@gmail.com
Subject	alarm
Message	alarm (the max length is 127)
Test Email settings	Test Please set first, and then test

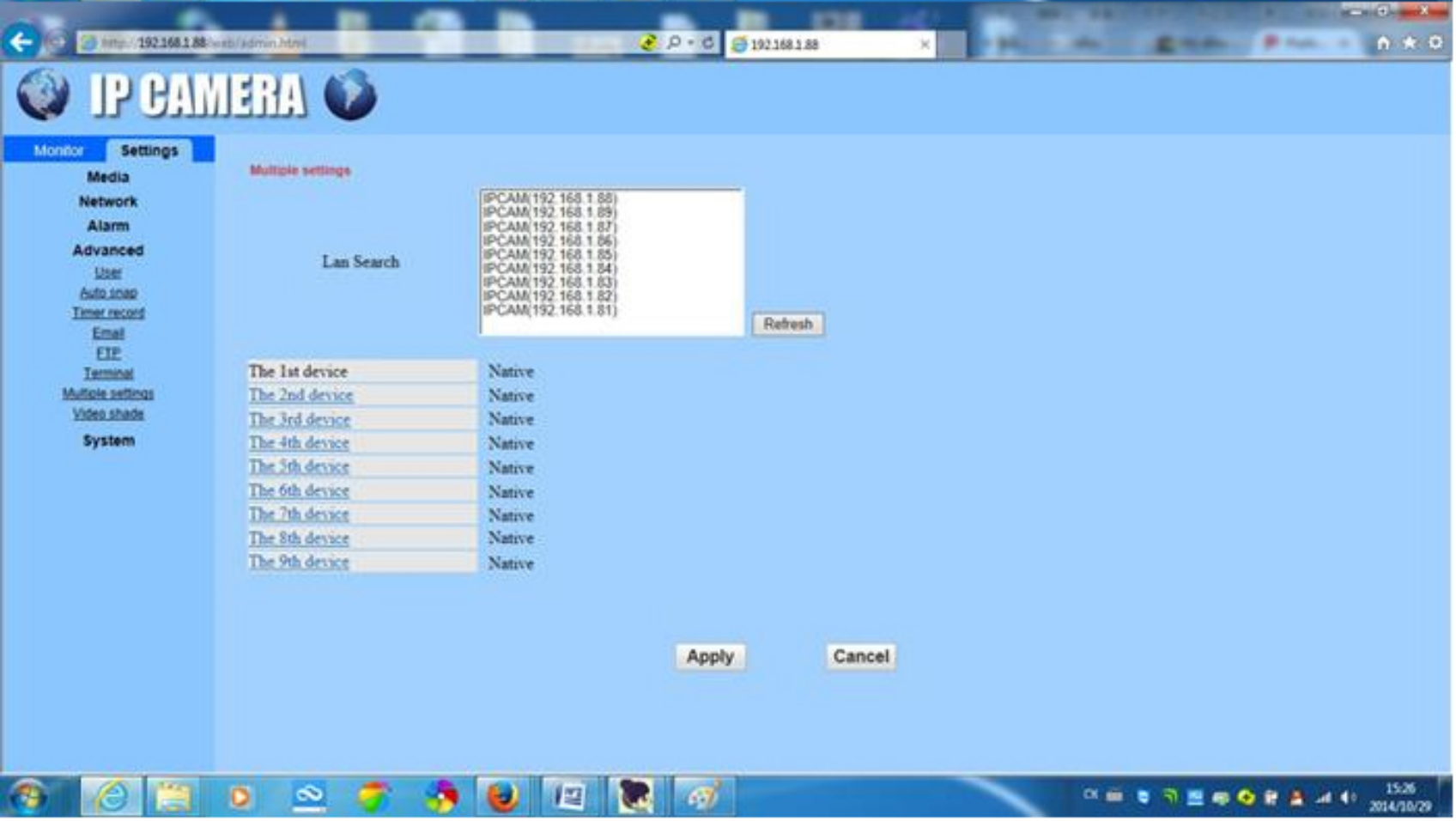
http://192.168.1.88/web/admin.html
192.168.1.88
IP CAMERA
Monitor
Settings
Media
Network
Alarm
Advanced
User
Auto snap
Timer record
Email
FTP
Terminal
Multiple settings
Video shade
System
Refresh
Apply
Cancel
15:26
2014/10/29

Multiple settings

Lan Search

IPCAM(192.168.1.88)
IPCAM(192.168.1.89)
IPCAM(192.168.1.87)
IPCAM(192.168.1.86)
IPCAM(192.168.1.85)
IPCAM(192.168.1.84)
IPCAM(192.168.1.83)
IPCAM(192.168.1.82)
IPCAM(192.168.1.81)

The 1st device	Native
The 2nd device	Native
The 3rd device	Native
The 4th device	Native
The 5th device	Native
The 6th device	Native
The 7th device	Native
The 8th device	Native
The 9th device	Native

Client software

IP Camera Client-v2.0.3.8
IP CAMERA
Users: admin
2014-09-08 11:03:35
List
Group
IP Camera

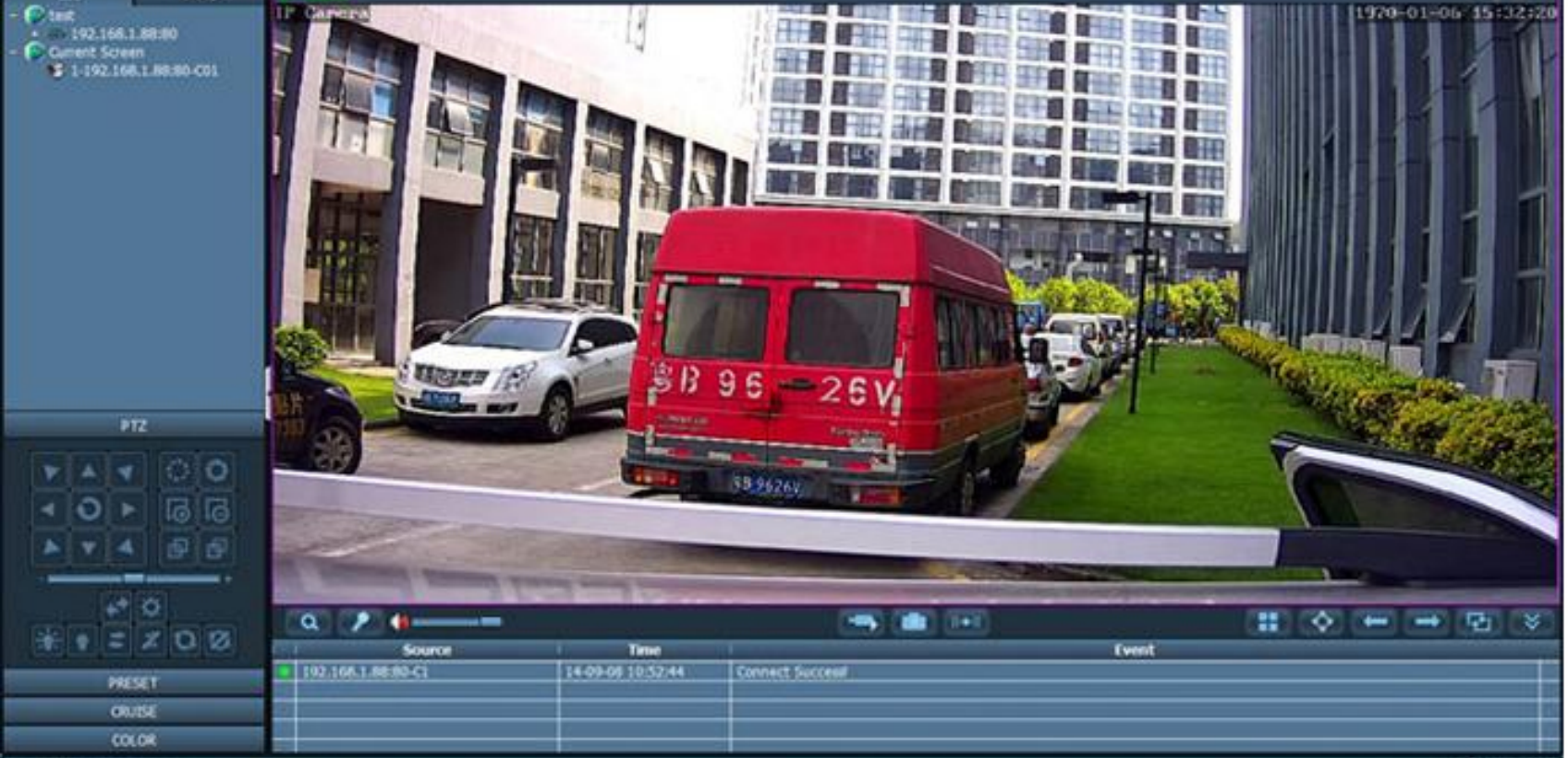
test
192.168.1.88:80
Current Screen
1-192.168.1.88:80-C01
IP Camera
1970-01-06 15:32:20
PTZ
PRESET
CRUISE
COLOR

Source	Time	Event
192.168.1.88:80-C1	14-09-08 10:52:44	Connect Success

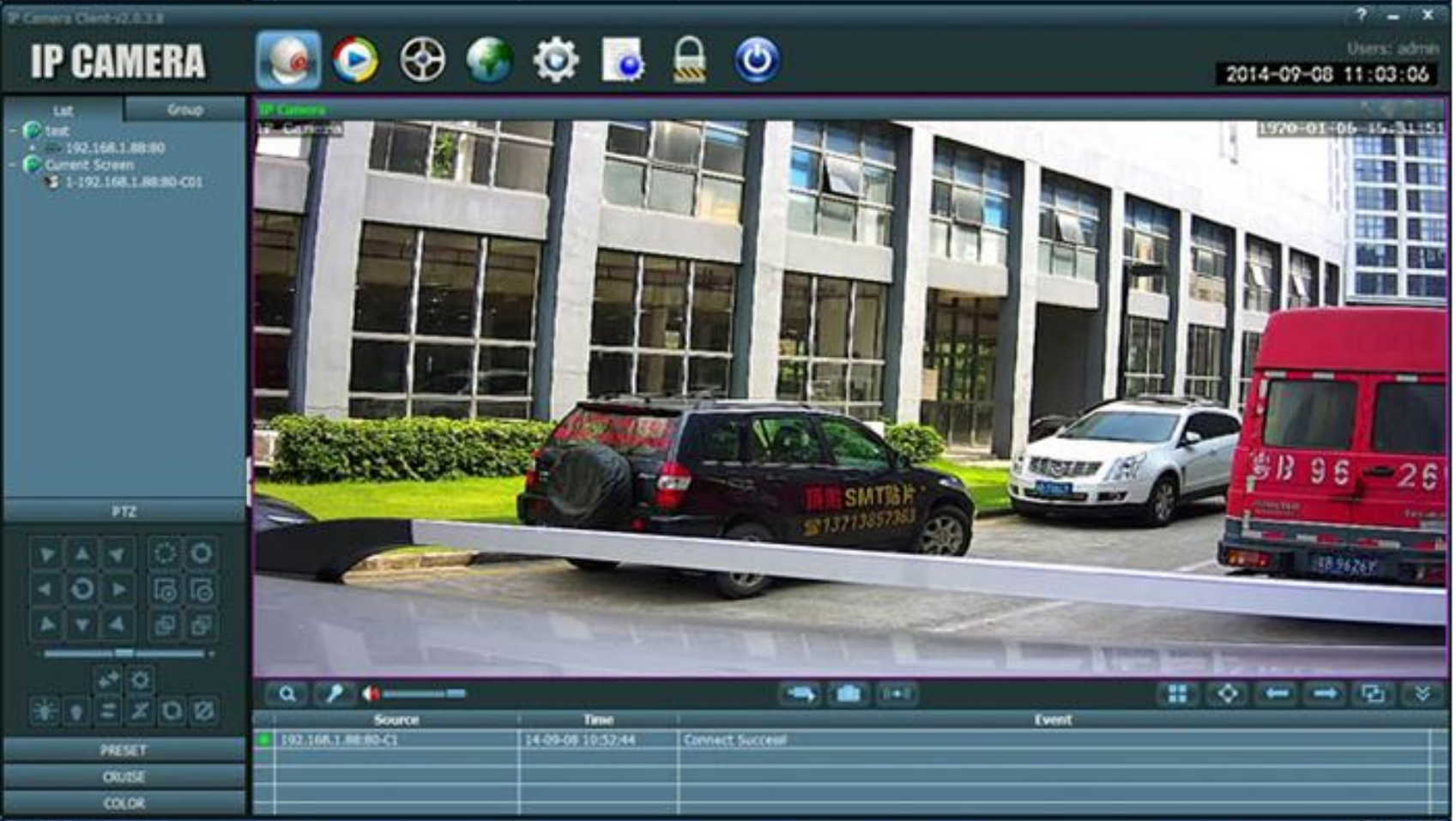
IP Camera Client-v2.0.3.8
IP CAMERA
Users: admin
List
Group
test
192.168.1.88:80
Current Screen
1-192.168.1.88:80-C01
IP Camera
1970-01-06 15:31:51
PTZ
PRESET
CRUISE
COLOR

2014-09-08 11:03:06

Source	Time	Event
192.168.1.88:80-C1	14-09-08 10:52:44	Connect Success

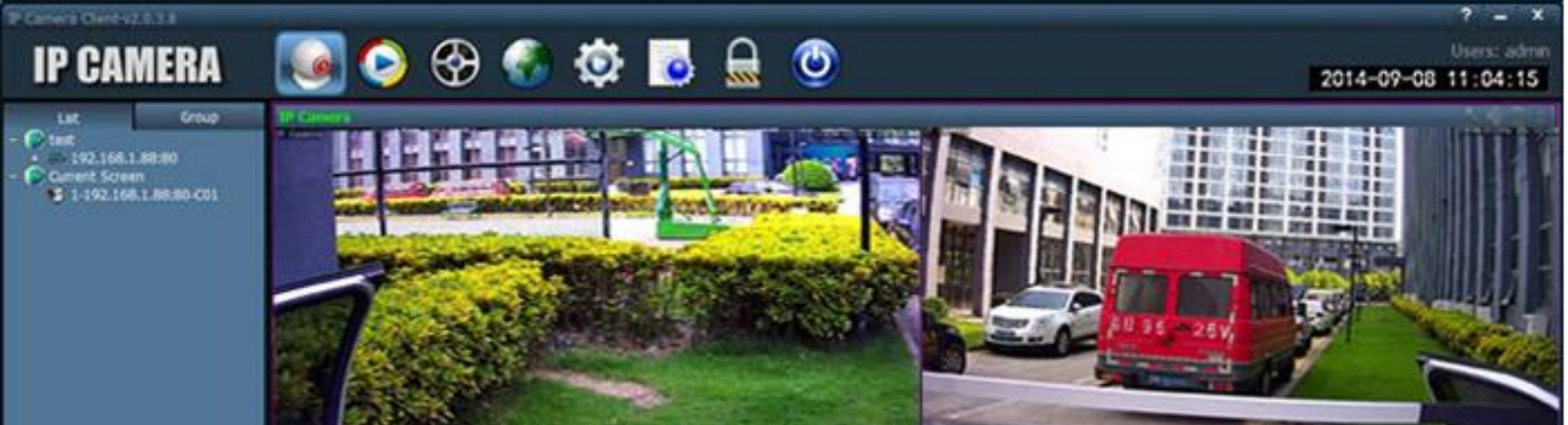
IP Camera Client-v2.0.3.8
IP CAMERA
Users: admin
List
Group
test
192.168.1.88:80
Current Screen
1-192.168.1.88:80-C01
IP Camera

2014-09-08 11:04:15

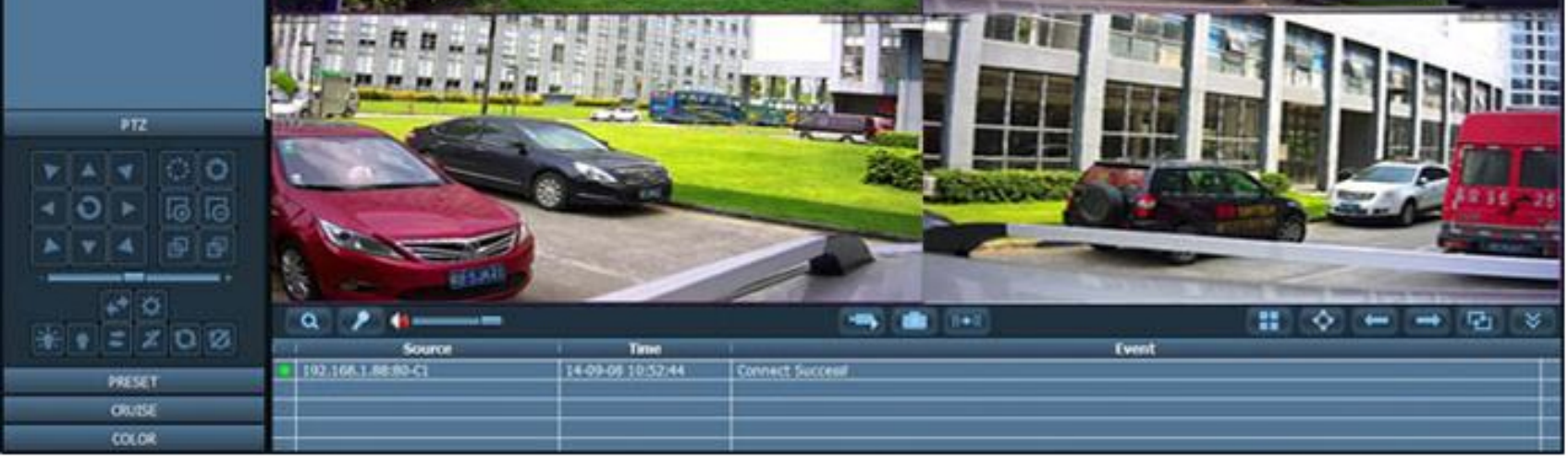
PTZ
PRESET
CRUISE
COLOR

Source	Time	Event
192.168.1.88:80-C1	14-09-05 10:52:44	Connect Success!

P2P Client

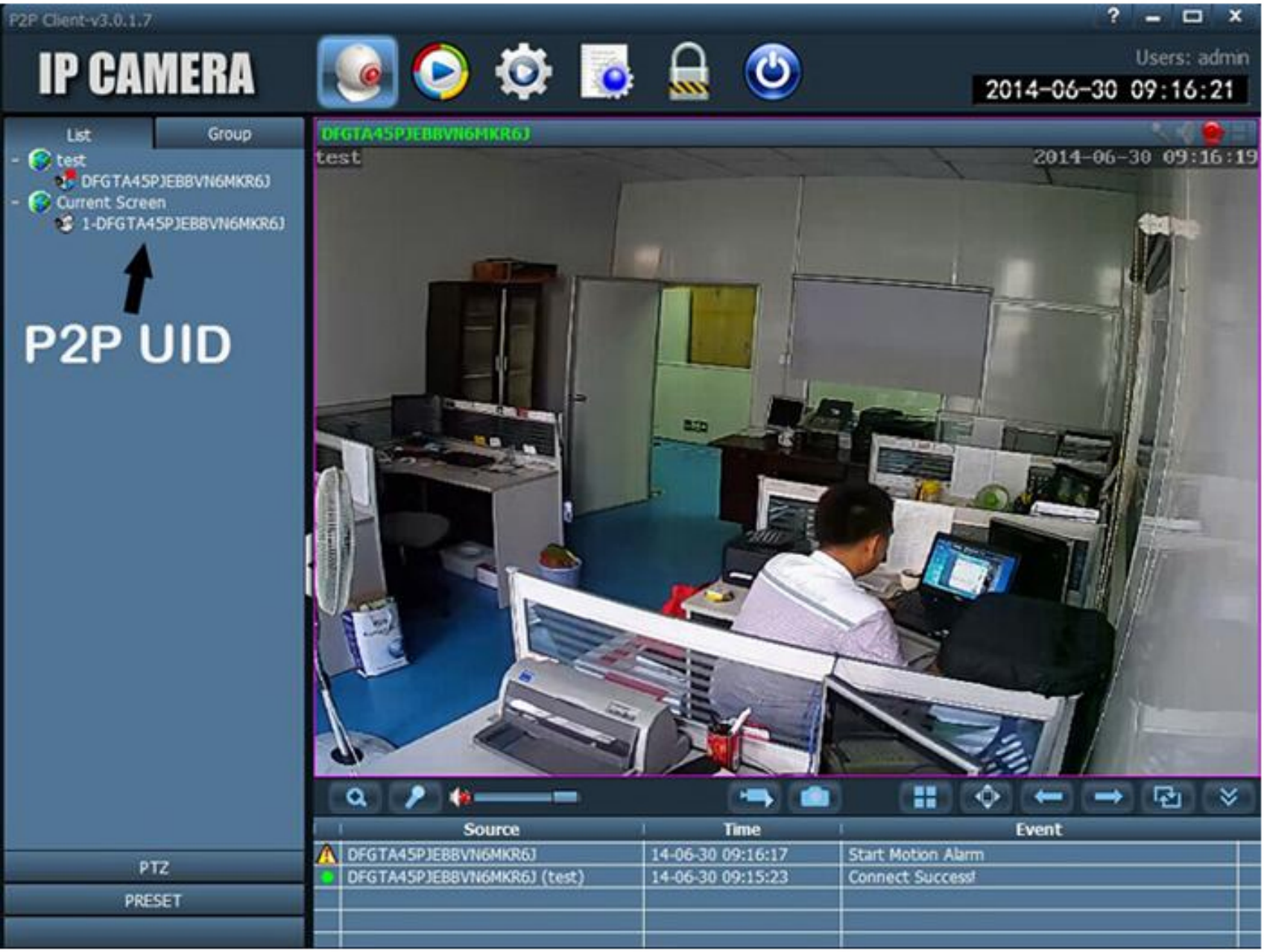
P2P Client-v3.0.1.7
IP CAMERA
Users: admin
2014-06-30 09:16:21
List
Group
test
DFGTA45PJEBBVN6MKR6J
Current Screen
1-DFGTA45PJEBBVN6MKR6J
P2P UID
DFGTA45PJEBBVN6MKR6J
test
2014-06-30 09:16:19
PTZ
PRESET

Source	Time	Event
DFGTA45PJEBBVN6MKR6J	14-06-30 09:16:17	Start Motion Alarm
DFGTA45PJEBBVN6MKR6J (test)	14-06-30 09:15:23	Connect Success!

P2P Client

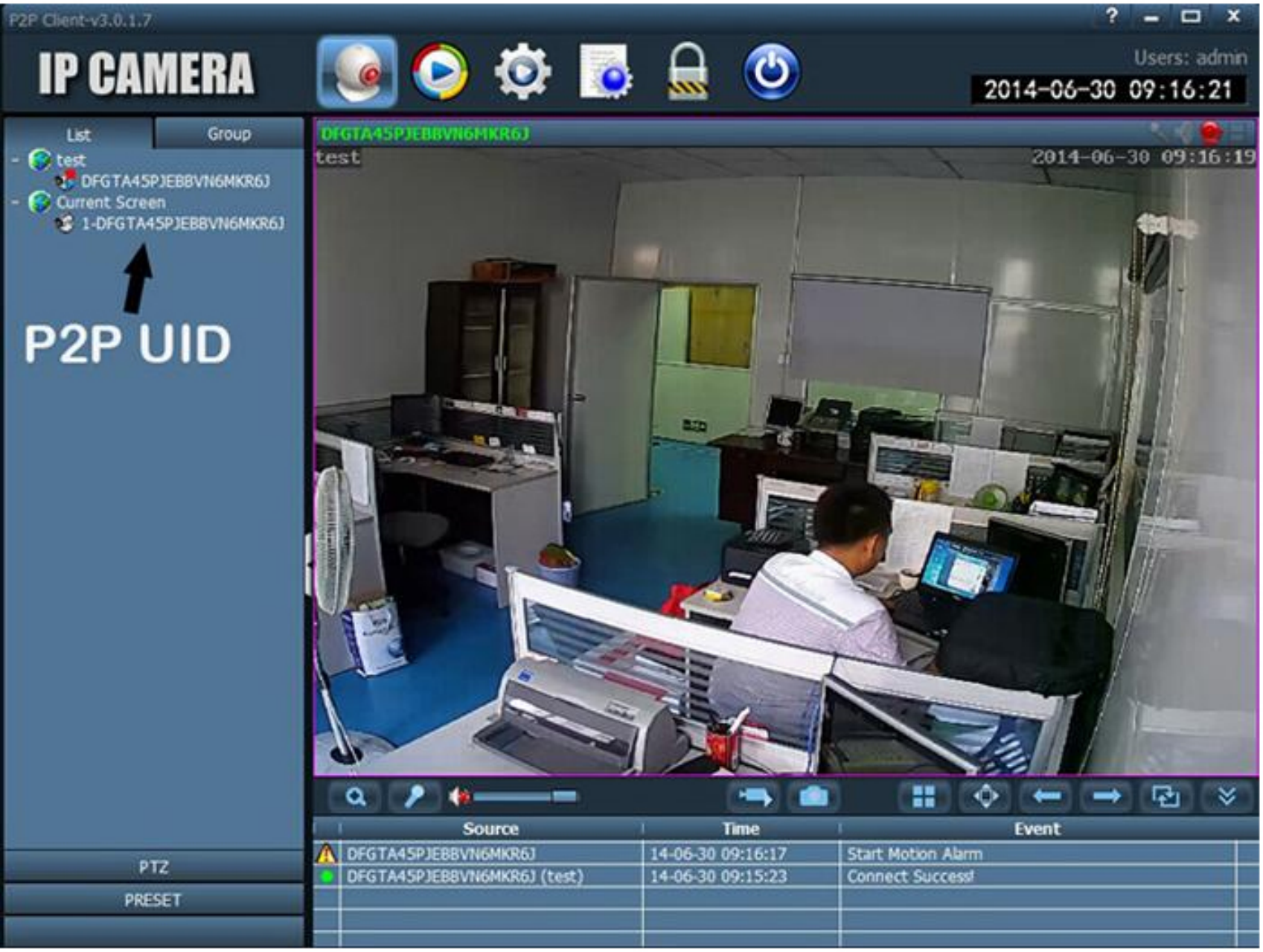
P2P Client-v3.0.1.7
IP CAMERA
Users: admin
2014-06-30 09:16:21
List
Group
test
DFGTA45PJEBBVN6MKR6J
Current Screen
1-DFGTA45PJEBBVN6MKR6J
P2P UID
DFGTA45PJEBBVN6MKR6J
test
2014-06-30 09:16:19
PTZ
PRESET

Source	Time	Event
DFGTA45PJEBBVN6MKR6J	14-06-30 09:16:17	Start Motion Alarm
DFGTA45PJEBBVN6MKR6J (test)	14-06-30 09:15:23	Connect Success!

Phone Client


Mirror/Flip
zoom/Focus
IP Camera
Exit

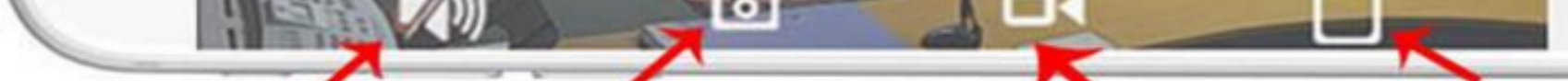
audio on/off
snap photos
resolution
Local Record

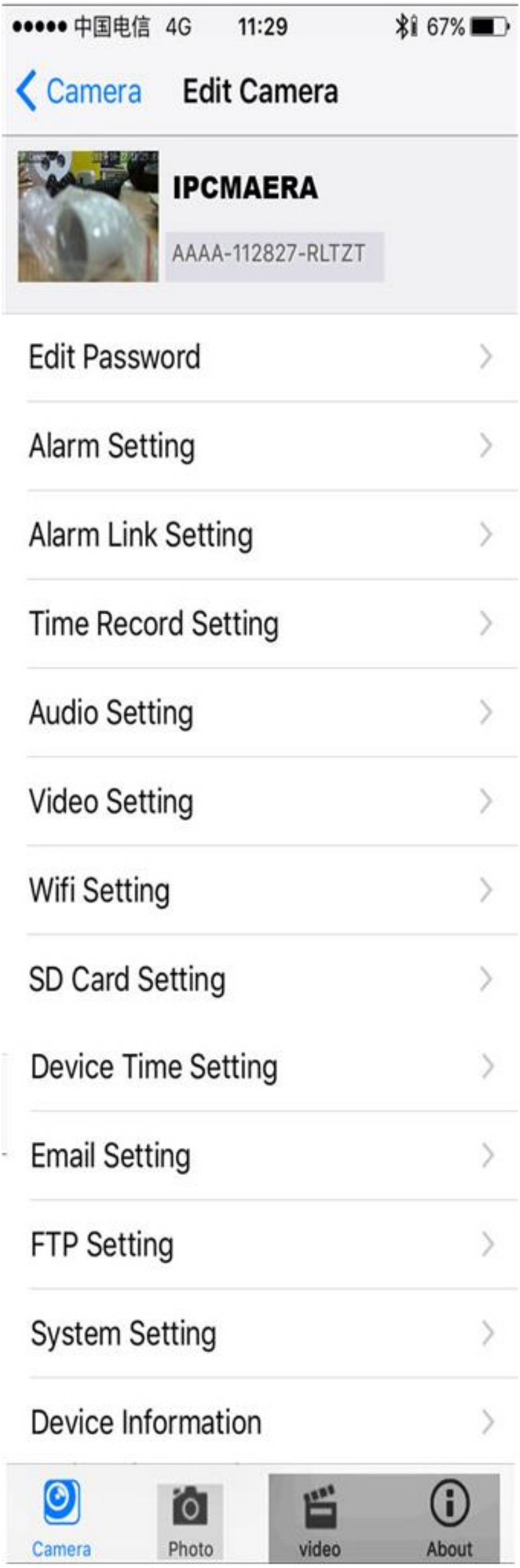
●●●●● 中国电信 4G 11:29 67%
Camera
Edit Camera

IPCMAERA

AAAA-112827-RLTZT

Edit Password
Alarm Setting
Alarm Link Setting
Time Record Setting
Audio Setting
Video Setting
Wifi Setting
SD Card Setting
Device Time Setting
Email Setting
FTP Setting
System Setting
Device Information
Camera
Photo
video
About